

**CASE STUDY | KLOZUR® CR****APPLICATION OF KLOZUR® CR ACHIEVES TREATMENT GOALS FOR HYDROCARBONS, BTEX, AND MTBE AT A FORMER PETROLEUM STATION IN ITALY****SITE OVERVIEW**

KLOZUR® CR is a combined remedy treatment technology consisting of KLOZUR® SP (sodium persulfate) and PERMEOX® Ultra (extended release calcium peroxide). This technology was successfully applied at a site in a densely populated urban area in Bologna, Italy and which was contaminated with various toxic contaminants. The site, a dismantled former petroleum station, was impacted by the storage of fuels which resulted in groundwater contamination including hydrocarbons (C<12 ~2000 µg/L), benzene (~500 µg/L), ethylbenzene (~380 µg/L) and methyl tert-butyl ether (MTBE) (~13000 µg/L).

Two injection events were carried out fifteen (15) months apart with a total of 4800 kg of KLOZUR® CR (25% by weight aqueous slurry) applied at the site. Eighteen (18) months following the first application, the concentrations of contaminants had decreased below the remedial goals in all monitoring piezometers in the treatment area. Total petroleum hydrocarbons were reduced by greater than 80 percent while MTBE was reduced by greater than 90 percent. Monitoring data confirmed that elevated oxidation-reduction potential (ORP) and dissolved oxygen (DO) levels were sustained to support continued enhanced aerobic bioremediation.

**SITE DETAILS****Site Type**

Confidential Former Petroleum Station

**Location**

Bologna City Center, Italy

**Contaminants**

Total petroleum hydrocarbons (TPH) ~2000 µg/L  
Benzene ~500 µg/L  
Ethylbenzene ~380 µg/L  
MTBE 13000 µg/L

**Soils**

Silty sands to silty clays

**Application**

Solid slurry injection

**Results**

Remedial goals obtained for all contaminants  
TPH >80% reduction  
MTBE >90% reduction

## THE APPROACH

Monitoring data from 2017 suggested that the total contaminated area of the site was approximately 350 m<sup>2</sup> (Figure 1). The groundwater at the site was initially observed at a depth of approximately 3.8 m below ground surface (bgs), flowing in a northerly direction at a low rate of approximately 4 m/year. Treatment with KLOZUR® CR targeted a 5m vertical interval of saturated contaminated soil, between depths of 4 m and 9 m bgs. The soil consisted of backfill (gravel in a sandy matrix) up to a depth of 3.5 m bgs, below which were found silty sands, sandy loam, and silty clay lenses, at an effective porosity in the saturated zone of 15% and a hydraulic conductivity of about 10-4 cm/second.

The KLOZUR® CR technology was selected by the design engineers for groundwater remediation to sequentially promote:

- In situ chemical oxidation (ISCO) via alkaline activated sodium persulfate
- Enhanced aerobic bioremediation due to slow-release oxygen in bio-available form (PERMEOX® Ultra)
- Enhanced anaerobic bioremediation (anaerobic oxidation) due to the interaction of sulphate and residual hydrocarbons in groundwater

The remediation goals were calculated through industry standard risk analysis (AdR) corresponding to the site-specific risk threshold concentrations (CSR) (Table 1).



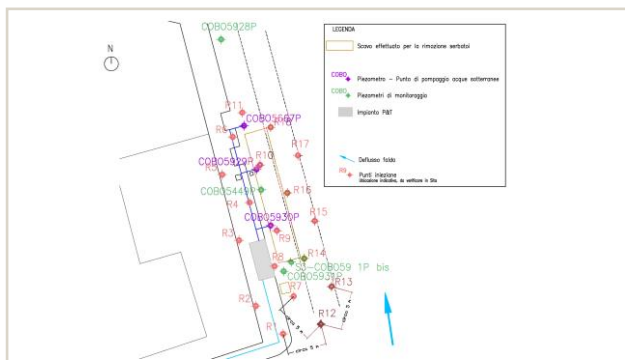
Figure 1. Site location

Table 1. Site-specific risk threshold concentration remediation goals

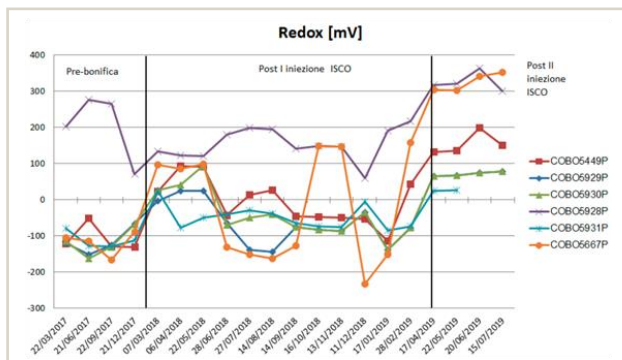
Contaminant of concern	Remediation goals (CSR) (µg/L)
Benzene	18.24
Toluene	6.85
Ethylbenzene	53.04
p-Xylene	2.31
Total hydrocarbons	350 (*)
MTBE	74.66
*CSR = CSC (contamination threshold concentration D.Lgs.152/06)	

## FIELD APPLICATION

Two injection events were carried out in February 2018 and April 2019 using 2380 kg and 2400 kg of KLOZUR® CR, respectively. The KLOZUR® CR was injected as a 25% slurry through 18 injection points (Figure 2) which were distributed with a regular triangular mesh of about 5 m side (sphere of influence ~2.5 m) in the region of the source area. The thickness of saturated treatment area was 5 m, between depths of 9 m and 4 m bgs (bottom-up application with injective step approximately every 30 cm).



**Figure 2.** Grid of the 18 injection points (in red) and 4 monitoring points (in green) together with the direction of flap SN



**Figure 3.** Redox potential and dissolved oxygen values in monitoring points before and after KLOZUR® CR treatment

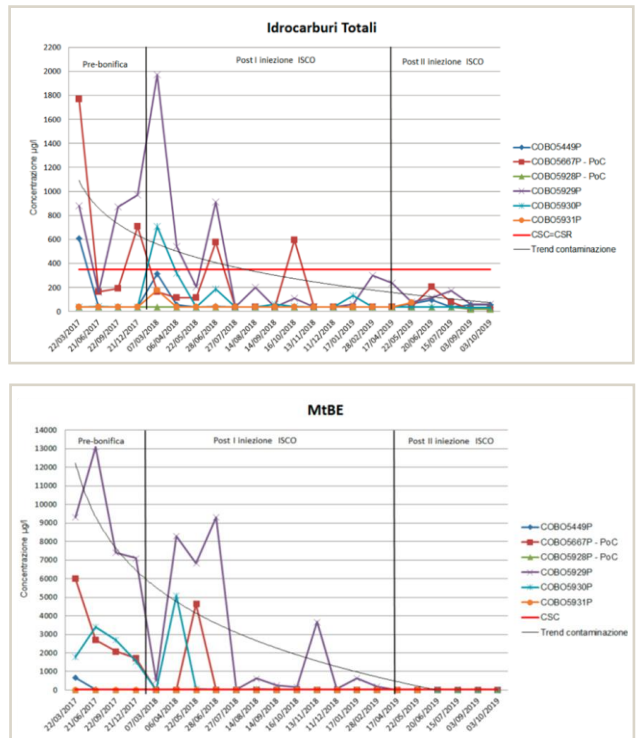
## RESULTS

KLOZUR® CR generated oxidative conditions by alkaline activation of the sodium persulfate in the product and sustained conditions supporting aerobic bioremediation. An increase in oxidative reductive potential (ORP) was observed at all monitoring points in the treatment area, as well as higher dissolved oxygen (DO) concentrations (Figure 3). Most of the pre-application ORP values were about  $-100$  mV and increased up to  $\sim +100$  mV after the first application. Two locations showed an increase in ORP volume of greater than  $+300$  mV after the second application of KLOZUR® CR. Similarly, dissolved oxygen concentrations increased from less than  $5$  mg/L up to  $45$  mg/L after the first application, and three locations exceeded a DO of  $30$  mg/L after the second application of KLOZUR® CR. This data confirmed that KLOZUR® CR was effective in creating and maintaining the parameters necessary to remediate the contaminants found at this site.

Less than 12 months after the initial injections of KLOZUR® CR, the site remediation goals were achieved in all monitoring locations present in the treatment area except for benzene levels at one location (piezometer COB05449), and a second application of KLOZUR® CR occurred in April 2019. Six months after the second application, benzene concentrations were below the risk threshold concentrations at all monitoring points present in the treatment area.

Figure 4 shows that less than 18 months after the first injection of KLOZUR® CR, the remediation goals were achieved in all principal monitoring piezometers present in the treatment area without any subsequent rebound of the contamination levels, demonstrating the effective and complete degradation of contaminant mass.

**Figure 4.** Total hydrocarbon, benzene and MTBE concentrations in groundwater before and after KLOZUR® CR treatment



This information and any recommendations, technical or otherwise, are presented in good faith and believed to be correct as of the date prepared. Recipients of this information and recommendations must make their own determination as to its suitability for their purposes. In no event shall Evonik assume liability for damages or losses of any kind or nature that result from the use of or reliance upon this information and recommendations. EVONIK EXPRESSLY DISCLAIMS ANY REPRESENTATIONS AND WARRANTIES OF ANY KIND, WHETHER EXPRESS OR IMPLIED, AS TO THE ACCURACY, COMPLETENESS, NON-INFRINGEMENT, MERCHANTABILITY AND/OR FITNESS FOR A PARTICULAR PURPOSE (EVEN IF EVONIK IS AWARE OF SUCH PURPOSE) WITH RESPECT TO ANY INFORMATION AND RECOMMENDATIONS PROVIDED. Reference to any trade names used by other companies is neither a recommendation nor an endorsement of the corresponding product, and does not imply that similar products could not be used. Evonik reserves the right to make any changes to the information and/or recommendations at any time, without prior or subsequent notice.

**Evonik Operations GmbH**  
 Smart Materials  
 Active Oxygens Business Line  
 Soil & Groundwater Remediation

remediation@evonik.com  
[www.evonik.com/remediation](http://www.evonik.com/remediation)